

www.ark.ac.uk



ARK

Northern Ireland

ACCESS RESEARCH KNOWLEDGE

Is Northern Ireland a good place to be old?

Launch of the 2014 Northern Ireland Life and Times Survey

#arkageing

Welcome and introduction

Gillian Robinson

#arkageing

About the survey

- Northern Ireland Life and Times (NILT) Survey
 - Annual survey, began in 1998 – gap in 2011
 - Monitor the attitudes and behaviour of people in Northern Ireland
 - Time-series and public record of attitudes and behaviour
 - Descendent of Northern Ireland Social Attitudes Survey 1989-1996
 - Modular format

- Attitudes of a random sample of 1211 adults aged 18 years or over to:
 - Attitudes to ageing and ageism
 - Attitudes and experiences of dementia
 - Community Relations
 - Political Attitudes

- Available from today:
 - Questionnaires
 - Technical reports
 - Tables of results – by age, gender, religion
 - Data to download
 - Technical helpline

Is Northern Ireland a good place to grow old?

by Paula Devine and
Gemma M Carney
(Research Update 100)



Thank you to ...

- Our funders, especially
 - Atlantic Philanthropies (ageing and ageism; dementia)
 - Office of the First Minister and Deputy First Minister
- Our respondents

Animated infographic

Eoin Kelly

#arkageing

Is Northern Ireland a good place to grow old?



**Paula Devine and
Gemma M Carney**

The world's population is ageing ...

Population ageing refers to the increase in the number and proportion of older people in the population.

The change arises during the move from a regime of *high fertility and high mortality* to one of *low fertility and relatively low mortality*.

(Phillipson, 2013: 12)

Population change

Age	2013
0-15 years	382,600
16-64 years	1,168,000
65+ years	279,100
84+	33,330
Total	1,839,700

Source: A Profile of Older People in Northern Ireland – 2014 update (OFMDFM, 2014, p. 19)

Population change

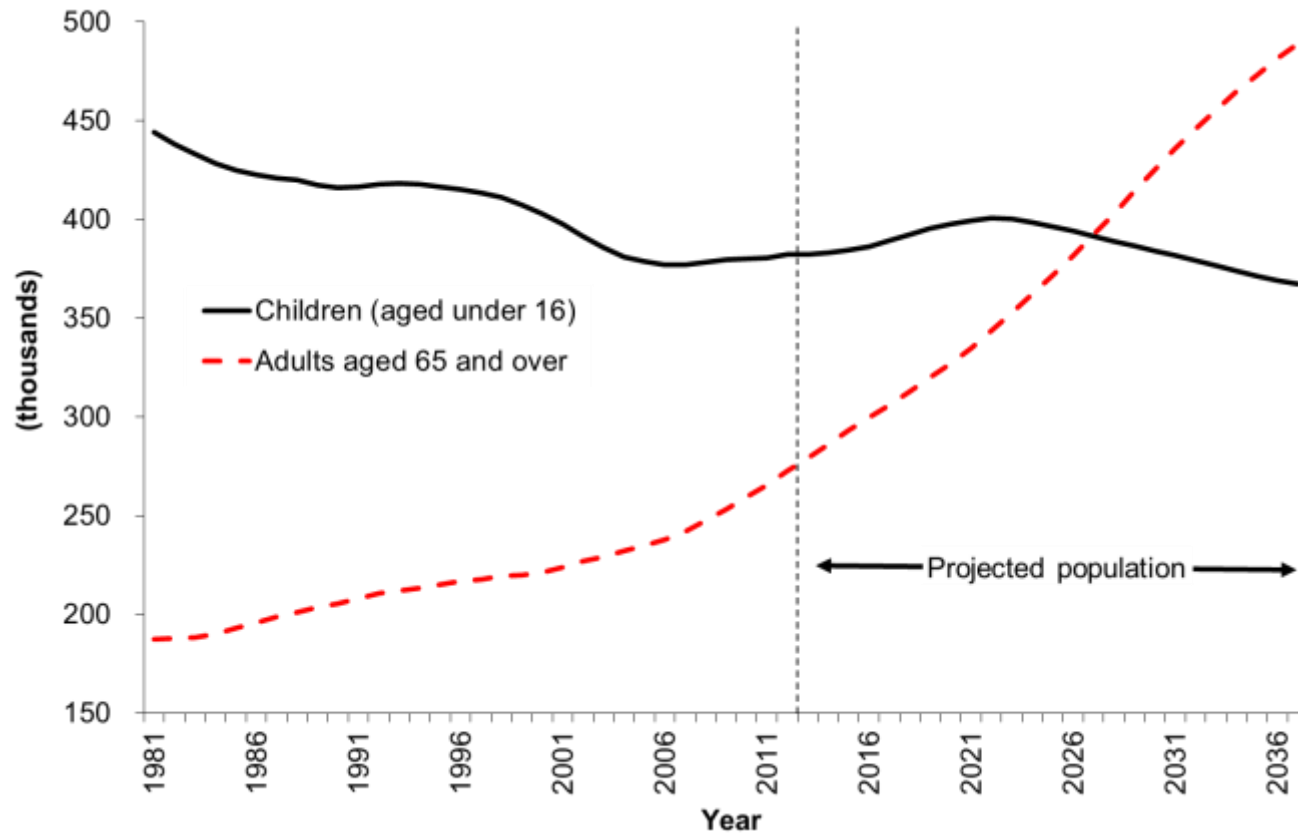
Age	2013	2033
0-15 years	382,600	376,500
16-64 years	1,168,000	1,156,900
65+ years	279,100	455,700
84+	33,330	79,200
Total	1,839,700	1,989,100

Source: A Profile of Older People in Northern Ireland – 2014 update (OFMDFM, 2014, p. 19)

Population change

Age	2013	2033	% change
0-15 years	382,600	376,500	-2
16-64 years	1,168,000	1,156,900	-1
65+ years	279,100	455,700	63
84+	33,330	79,200	138
Total	1,839,700	1,989,100	8

Source: A Profile of Older People in Northern Ireland – 2014 update (OFMDFM, 2014, p. 19)



Source: *A Profile of Older People in Northern Ireland – 2014 update* (OFMDFM, 2014, p. 19)

- NILT questions on ageing and ageism asked in 2003, 2008 and 2014



Since 2008 ...



COPNI Commissioner for Older People
for Northern Ireland

Active Ageing Strategy 2014-2010

- Based on UN Principles for Older Persons:
- 18 principles grouped into 5 domains:
 - Independence
 - Participation
 - Care
 - Self-fulfilment
 - Dignity

Since 2008 ...

Being *age-friendly* enables people of all ages to actively participate in community activities

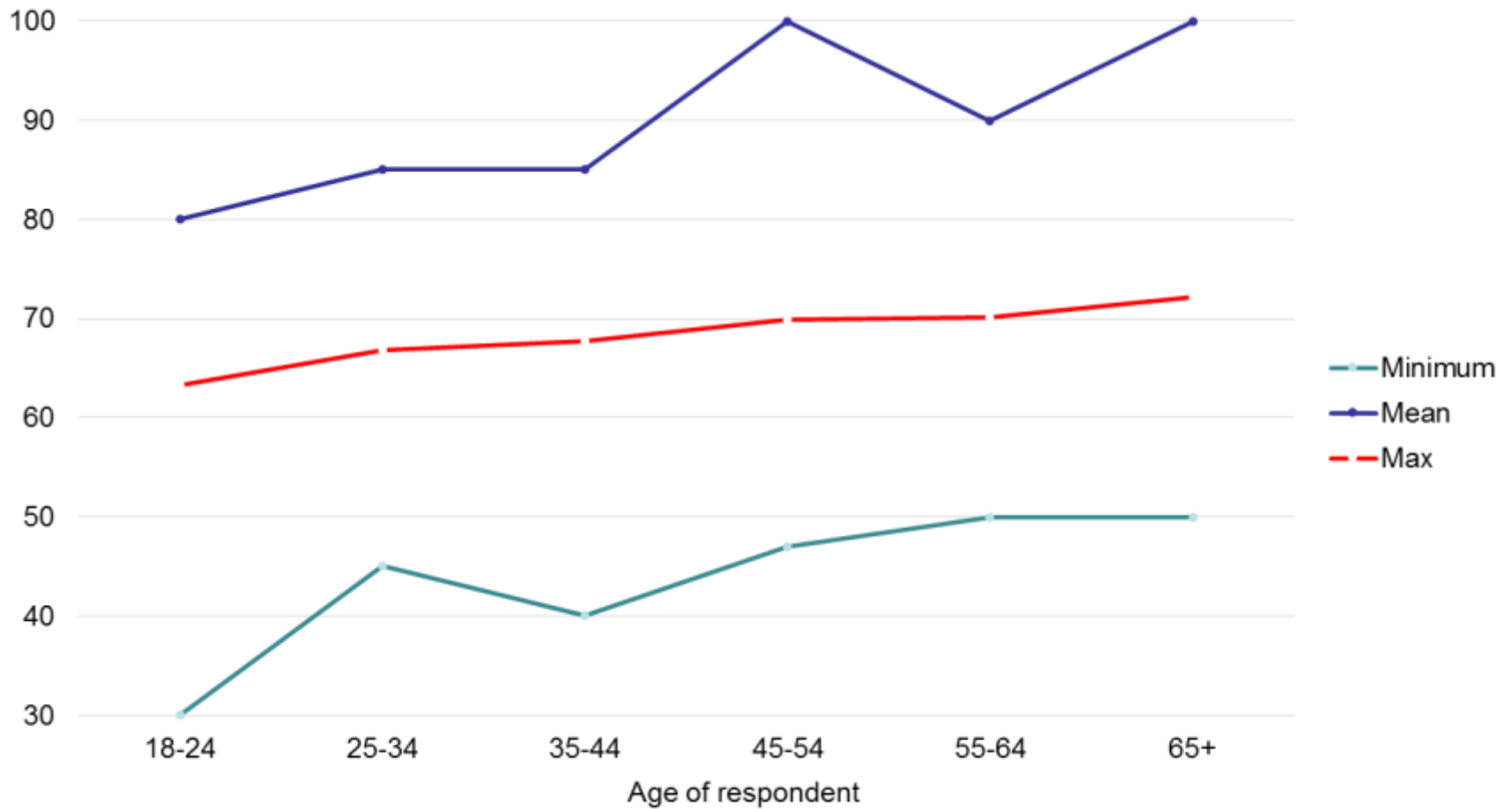


How old is old?

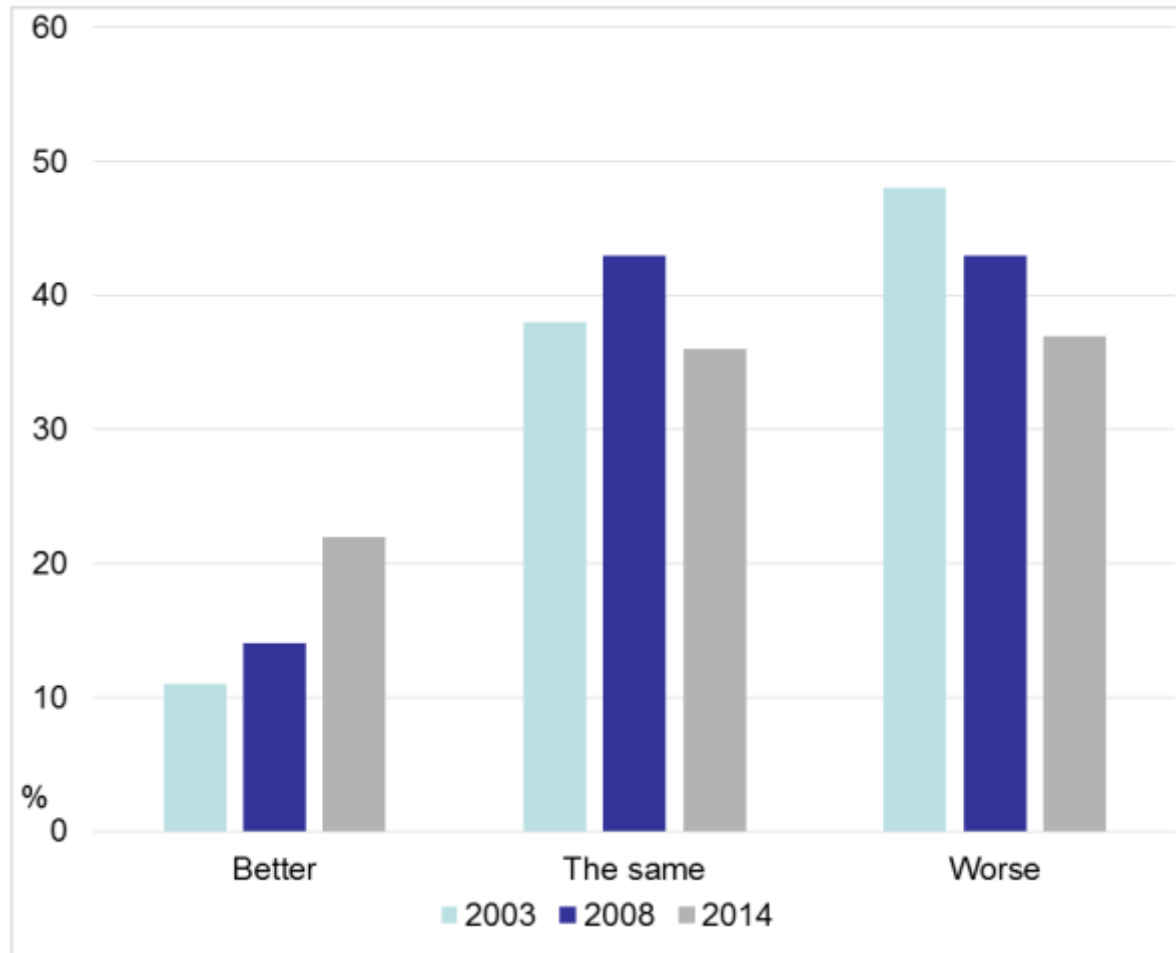
At what age do you start to think of someone as an 'older person'?



How old is old?



Respect for elders?



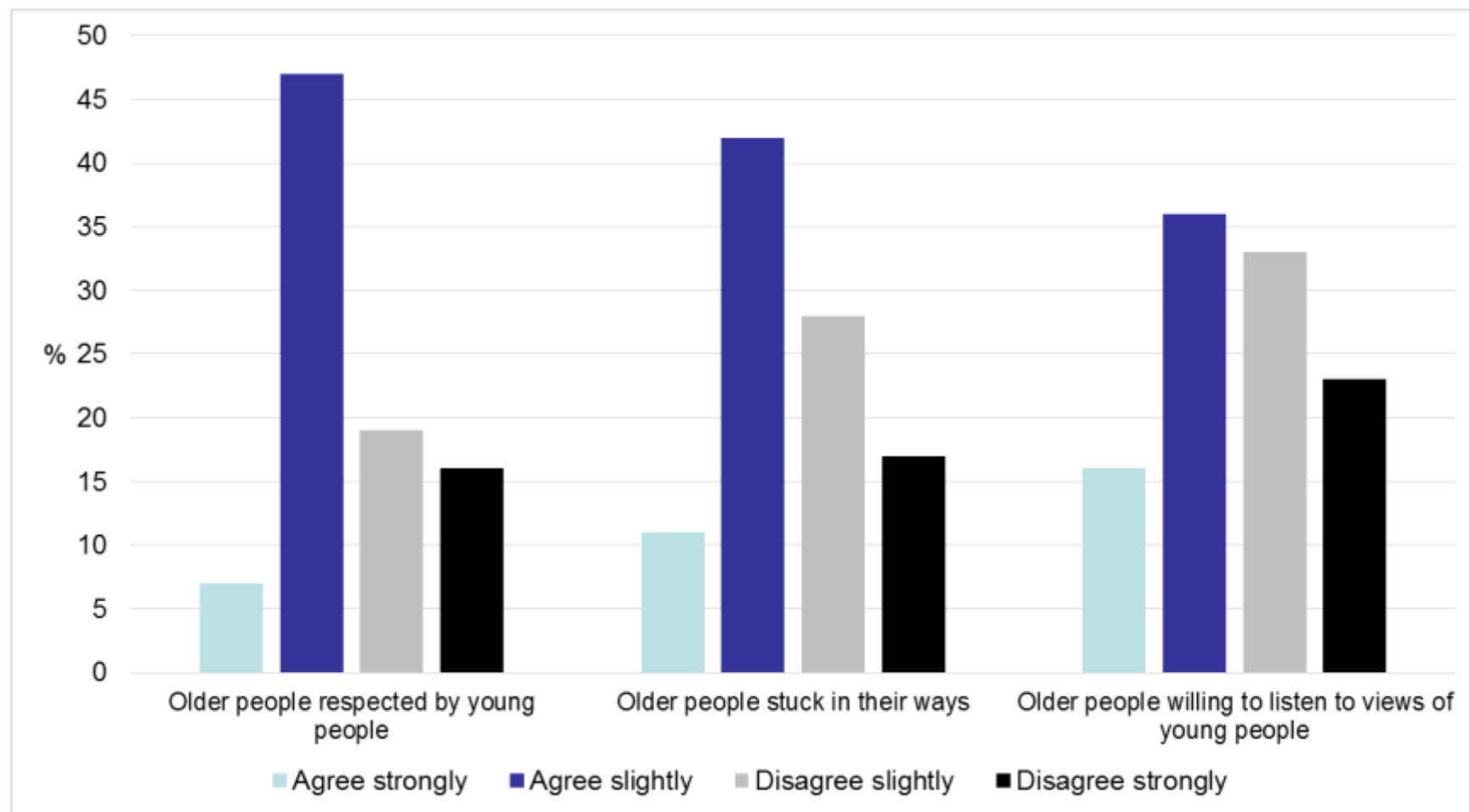
Do you think that older people are, on the whole, treated better or worse than people in the general population in this country because of their age?

You get more respect ...

As you get older, do you find that people treat you with more respect or less respect?

	%		
	2003	2008	2014
More respect	24	35	37
Less respect	36	27	22
(About the same)	37	38	39
(Don't know)	3	0	3

Solidarity?



An ageing population – Crisis or opportunity?

‘Suddenly, ‘population ageing’ – often viewed as a mixed blessing by western governments has assumed every more negative connotations.’

(Phillipson, 2013, p. 1)


New ageism?

‘Older people are being transferred from the safe political haven of the *deserving* to the radically more exposed position of being one of the major *threats* to Britain’s economic future.’

(Walker, 2012, p. 812)

Opportunity knocks?

Contributions of people aged 60+, 2012-2062



Source: COPNI (2014) *Appreciating Age: Valuing the positive contributions made by older people in Northern Ireland*

Society doesn't recognise the contribution that many older people are still able to make

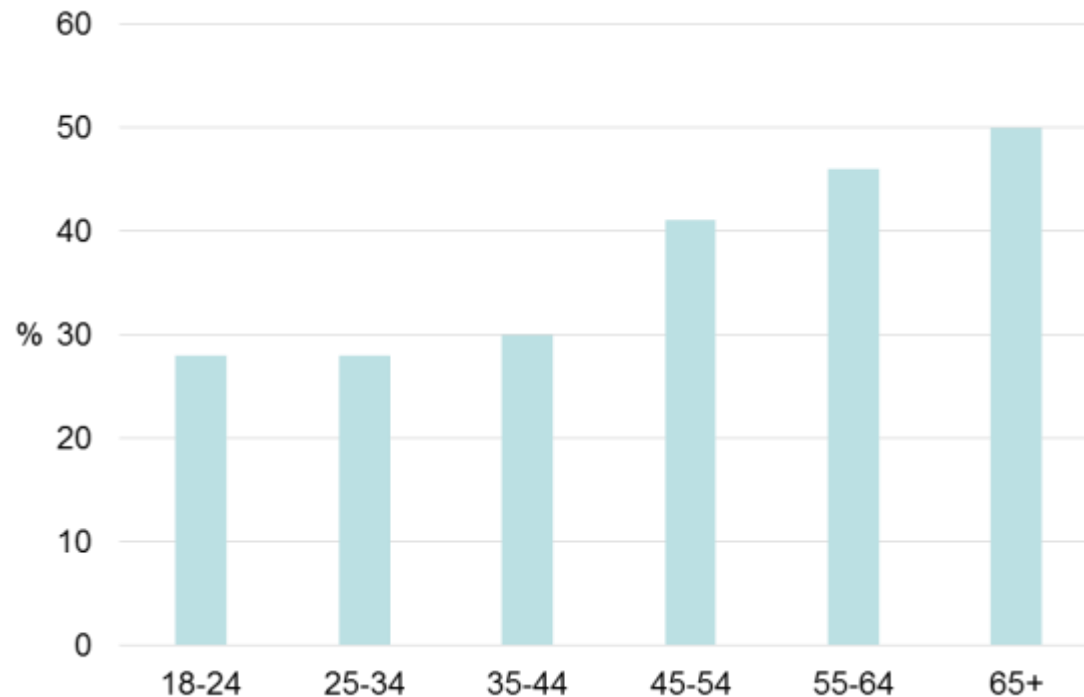
- 2014: 75%
- 2008: 92%
- 2003: 86%

Pensions crisis?

- Legislative changes:
 - Abolition of statutory retirement age, 2011
 - Rising age of eligibility for state pension
- 81% think people should be allowed to work as long as they want and are able to

Jobs?

- 38% think people in their 60s should give up work to make way for younger people



Is Northern Ireland a good place to grow old?



Health and social care

	%			
	Agree/ strongly agree	Neither agree nor disagree	Disagree/ strongly disagree	Don't know
Older people have equal access to health care	62	16	20	2
Older people have good access to social care if needed	56	20	20	4

Value, rights and dignity

	%			
	Agree/ strongly agree	Neither agree nor disagree	Disagree/ strongly disagree	Don't know
Older people are valued	53	22	24	2
The rights of older people are upheld	50	20	27	5
The dignity of older people is upheld	48	21	28	4

Most likely to agree: 75+

Least like to agree: 45-54

☑ *Policy: COPNI, Age-friendly*

But ...

- Only 28% heard of the Commissioner for Older People
 - 16% of those aged 18-24
 - 41% of those aged 55-64
 - 26% of those aged 65+

☑ *Attitudes:* Perception of appropriate access to health or social care

But ...

- ✓ Main issues for Commissioner to address:
 - ✓ Increase pension rate/better financial support
 - ✓ Provide better care for older people in their homes/care homes
 - ✓ Improve healthcare/access to healthcare

NI report card

- Some steps taken, but still a way to go
 - Why is there dissatisfaction in middle age?
- Policy change must keep up with demographic change



www.ark.ac.uk



ARK

Northern Ireland

ACCESS RESEARCH KNOWLEDGE